USA | Tropical Cyclone IDA

European Commission

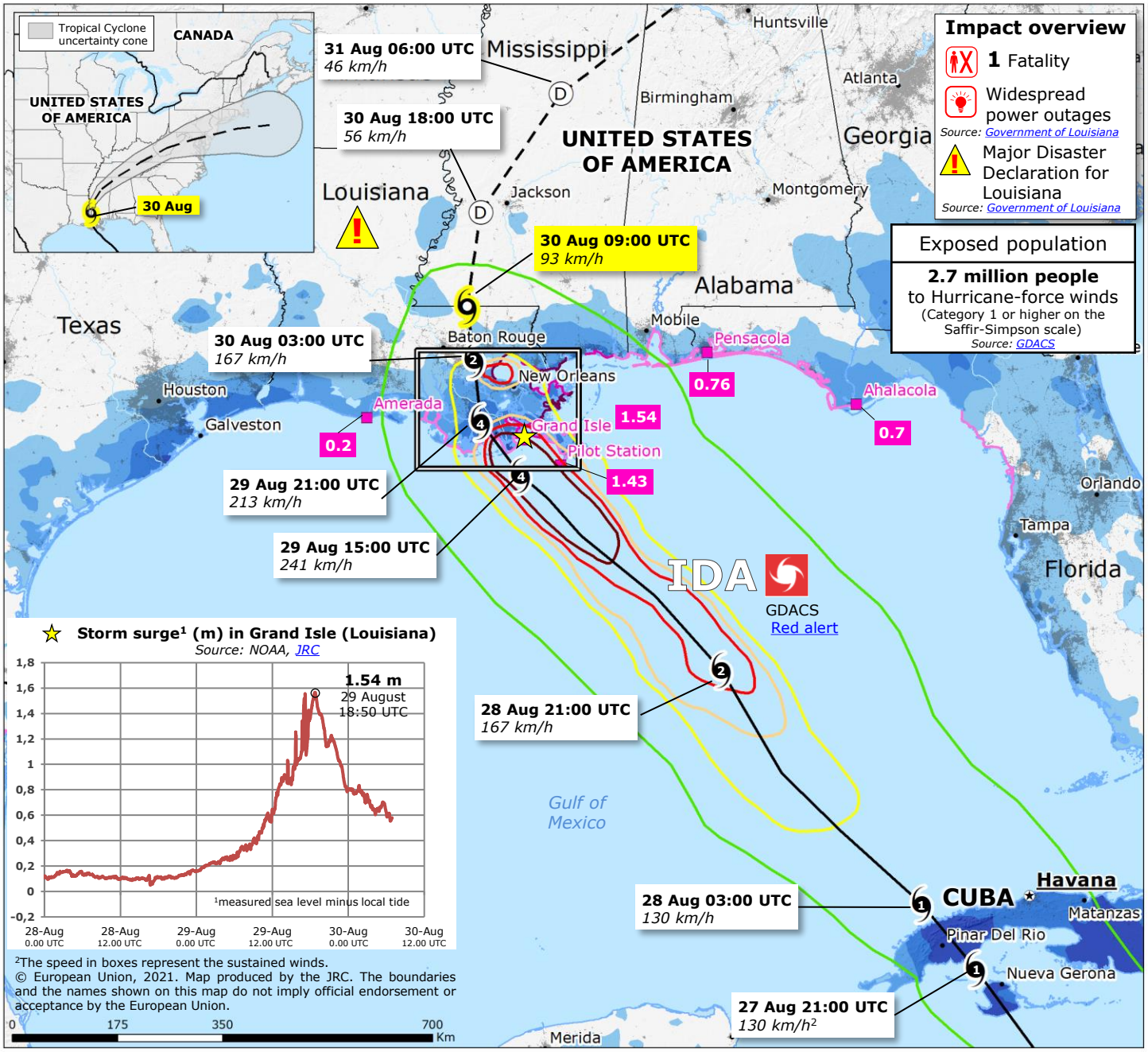

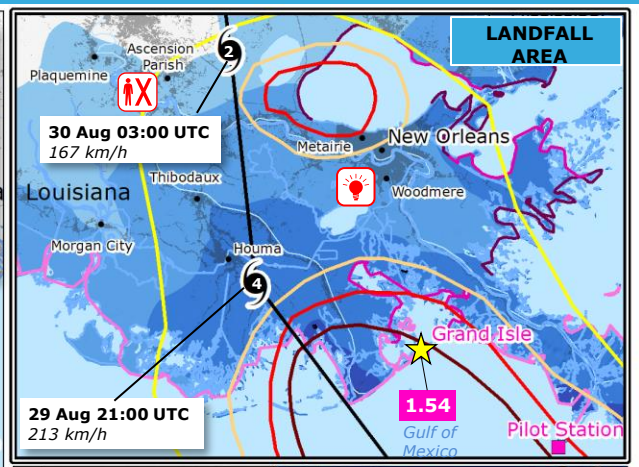

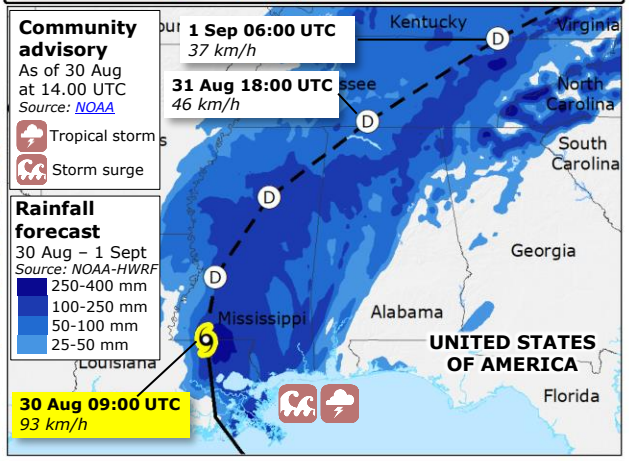

Tropical Cyclone
Source: GDACS, NOAA

- Current position
- Forecast track
- Past track
- Ⓓ ≤ 62 km/h Tropical depression
- 63-118 km/h Tropical storm
- 119-241 km/h Cat. 1-4 Hurricane

Rainfall accumulation (mm)
27-29 August
Source: NASA-GPM

- 10-25
- 25-50
- 50-100
- 100-250

Wind buffer (km/h)
26-30 Aug
Source: NOAA-HWRF

- 63-118
- 119-153
- 154-177
- 178-208
- 209-241

xx Measured storm surge (m)
28-30 August
Source: NOAA, JRC

Storm surge
30 Aug – 1 Sept
Source: NOAA-HWRF, JRC

- ≤ 1 m
- 2-3 m
- 1-2 m

Built-up
Source: JRC-GHSL

- Country border
- State border (USA)